

GIBELA

PRASA PROJECT



# SELF INSPECTION SHEET

## CONFIDENTIAL INFORMATION

This document and the information contemplated therein have to be considered as Confidential Information pursuant to the provisions of Clause 25 of the MSA, and treated as such.

## APPLICATION REFERENCE

MOUNTING	DESCRIPTION	STATION	CAR TYPE						WORK INSTRUCTION	SAFETY ?	
			TC1	M4	M1	M2	M3	TC2			
<input type="checkbox"/>	DTR3-PROCE-14	LEVELLING, WEIGHTING AND BALANCING M CAR	FT1140	1	1	1	1		PRA.FT1140.04	YES	
<input type="checkbox"/>	DTR3-PROCE-14	LEVELLING, WEIGHTING AND BALANCING TC CAR	FT1140	1				1	PRA.FT1140.05	YES	
<input type="checkbox"/>	DTR3-PROCE-17	LEVELLING, WEIGHTING AND BALANCING TC CAR	FT1140	1	1	1	1	1	PRA.FT1140.05	YES	
<input type="checkbox"/>	DTR3-PROCE-17	LEVELLING, WEIGHTING AND BALANCING TC CAR	FT1140	1	1	1	1	1	PRA.FT1140.05	YES	
<input type="checkbox"/>											
<input type="checkbox"/>											
<input type="checkbox"/>											

REV	DATE	MODIFICATION CONTENT	RESPONSIBLE	NAME	DATE
7	2/11/2020	UPDATE OF AIR TIGHTNESS TEST TIME FROM 4 MIN TO 5 MIN. ADD PANTOGRAPH AIR TIGHTNESS.	APPROVER	GIVEN SILOWA	2/11/2020
			CHECKER	SIMON MOKOENA	2/11/2020
			COMPILER	COMFORT MALATJI	2/11/2020
8	9/13/2021	ADDING GAUGE MEASUREMENT CHECK ON THE SI.	APPROVER	MAKOFANE LUCY	9/13/2021
			CHECKER	RATAU EDISON	9/13/2021
			COMPILER	TSAKANI KHOSA	9/13/2021
9	5/31/2022	pressure valve (APV) Isolation	APPROVER	MAKHURUPETJI THABANG	5/31/2022
			CHECKER	HAZEL MGIBA	5/31/2022
			COMPILER	RATAU EDISON	5/31/2021

TUE	CAR	OPERATOR NAME	DATE	SELF INSPECTION NUMBER	PAGES
TS 221	TC2	GOODHESS	07/05/24	SI.FT1140.52	01/08

CONTROLLED COPY

10-10-2020

10-10-2020

10-10-2020



# SELF INSPECTION INDUSTRIAL QUALITY

Rev:09

Date:

5/31/2022

Project:  
PRASA

SI.FT1140.52

Car:

NCR:

Work Station

FT1140



Safety Related

## I - Document and Instrument Control

### I.1 - Documents control

Document	TC1	M1	M2	M3	M4	TC2	Revision	Remark	OK	Not OK	Signature/Date
PRA.FT1140.04											
PRA.FT1140.05											
PRA.FT1140.05											

### I.2 - Instruments Control - Monitoring and Measuring Instrument Control (Used for all instrument with calibration needed)

Instruments description	Serial number	Calibration or Verification Validation Date	OK	Not OK	Signature/Date
Measuring Tape	GIBETA 0276	26/06/23-26/06/24	✓		
Venier Caliper	GIRUK 0056	06/06/23-06/06/24	✓		
Torque Wrench 320NM	D2511023	19/12/23-19/12/24	✓		
Torque Wrench 150NM	D2862009	19/12/23-19/12/24	✓		
Torque Wrench 85NM	A9650027	21/12/23-21/12/24	✓		
Torque Wrench 17NM	D28617	21/12/23-21/12/24	✓		
Torque Wrench 850NM	A9630053	19/12/23-19/12/24	✓		





# SELF INSPECTION INDUSTRIAL QUALITY

Rev:09

Date:

5/31/2022


Project:  
PRASA

SI.FT1140.52

## II - Self Inspection - Items to Check

### II.1 - Items to Check

II.1 - Items to Check														
Item	Picture/Sketch	Description	Criteria/Record	OK	Not OK	Signature/Date								
01		Ensure that the average pressure valve (APV) is isolated by capping the two input pipes at the fittings installing the blanking fitting on the pipes highlighted		✓		 7/05/24								
02		Check underframe pipe system Air tightness. Test performance according to WI PRA.FT1130.15.	The test was performed and no leak was observed. Initial pressure (IP): <del>9.28</del> bar Final pressure (FP): <del>4.74</del> bar FP - IP = <del>0.02</del> bar APPROVAL CRITERIA: After 5 minutes the pressure cannot drops more than 0,2 bar	✓		 7/05/24								
03		Movement performed at least 50m to shudder the car. And position on the leveled load cell, with wheels on the center.		✓		 07/05/24								
04		Measurement inspection was done with car on condition AWD and the rail levelled. (The load cells system must be levelled and calibrated)	Calibration Validation Date 19/12/23	✓		 07/05/24								
05		In case of the equipments not installed, equivalent weight of the item should be added in the same place to simulate the equipment (Any simulated weight, add on pending list)	<table><tr><th>EQUIPMENT DESCRIPTION</th><th>WEIGHT (kg)</th></tr><tr><td>Dried Leaf</td><td>60</td></tr><tr><td> </td><td> </td></tr><tr><td> </td><td> </td></tr></table>	EQUIPMENT DESCRIPTION	WEIGHT (kg)	Dried Leaf	60					✓		 07/05/24
EQUIPMENT DESCRIPTION	WEIGHT (kg)													
Dried Leaf	60													
06		The pressure difference between air spring on each bogie when raise the pressure was maintained < 0.3 bar.		✓		 07/05/24								
07		Measuremet recorded with empty suspension and loaded are on conformity with tolerances of the project.		✓		 07/05/24								
08		All levelling measurements are according to the reference. (Values out of reference must be recorded on "Description of defects")		✓		 07/05/24								



GIBELQ

# SELF INSPECTION INDUSTRIAL QUALITY

Rev:09

Date:

5/31/2022

Projet:  
PRASA

SI.FT1140.52

Item	Picture/Sketch	Description	Criteria/Record	OK	Signature/Date
09		Check that the levelling rods are torqued and have torque marker.		✓	 07/05/24
10		The difference of weight between the left and right wheels of each axis, must be $\leq 4\%$ . (Verify on the T&C equipment if all arrows are in green).			 07/05/24
11		Remove the car, move back onto the load cells and repeat the step 09. Confirm if both are in the tolerance of $\leq 4\%$ .			 07/05/24
12		1 - Record shims thickness used on rod. 2 - All screws were torqued and have torque marker.	THICKNESS (mm) I II III IV	✓	 07/05/24
13		Pivot fixation	1- M20 x 90 screws with application of torque according to PRA.FT1140.04 / 05	✓	 07/05/24
14		FOR TC CARS F = Height of the center of Automatic coupler F = 895mm (+5/-10mm) (Using levelled rail)	TC CAB #1 = <u>895</u> mm	✓	 07/05/24
15		FOR TC CARS Height of Eurobalise Antenna = 205mm(+/-10mm) (Using levelled rail)	TC CAB #1 = <u>198</u> mm	✓	 07/05/24
16		Check pantograph piping air tightness. Test performance according to WI PRA.FT1140.17.	The test was performed and no leak was observed. -Roof piping connection fittings. -Roof piping connection fittings(Roof arch and door trimming)		M/A
17		Pantograph does not come in contact with the higher height gauge when passing through.	No Contact with Pantograph and Gauge -GO Contact with Pantograph and Gauge - NO GO		M/A
18		Car does not come into contact with the gauge.	No Contact with Car and Gauge -GO Contact with Car and Gauge - NO GO	✓	 07/05/24





# SELF INSPECTION INDUSTRIAL QUALITY

Rev:09

Date:

5/31/2022

Project:  
PRASA

SI.FT1140.52

## DRAFT TO MEASUREMENTS DURING LEVELLING (ALL UNITS MUST BE IN mm/bar/kg)

DESCRIPTION	TOLERANCE	END#1												END#2					
		LEFT SIDE						RIGHT SIDE						RIGHT SIDE					
AIR SPRING HEIGHT (EMPTY)	N/A	A'II																	
AIR SPRING HEIGHT (FULL)	min 254 max 261	AII		286	286	285	282	248		252	252	255	255	255					A'I
FLOOR COVERING HEIGHT	min 1096 max 1116	EII																	AI
AIR SPRING PRESSURE	≤ 0.3 (Ci - Ci)	CII		3,57	3,58	3,51	3,45	3,43		3,61	3,61	3,57	3,57	3,55					EI
PRIMARY SUSPENSION	SEE TABLE (ONLY REF)	D3																	CI
PRIMARY SUSPENSION	SEE TABLE (ONLY REF)	D4																	D1
PIVOT VERTICAL GAP	min 25 max 32	KII																	D2
PIVOT LATERAL STOP GAPS DIFFERENCE	≤ 4 (Ji - Ji)	JII																	KI
QTY OF TURNS OF LEVELLING ROD	N/A	XII		0	1/2 P	1 P	3 P	1 P		1 P	1 P	1/2 P	0						Ji
SHIMS OF ANTI-ROLL BAR	N/A	YII																	Xi
DESCRIPTION	TOLERANCE		6	5	4	3	2	1		1	2	3	4	5	6				Yi
AIR SPRING HEIGHT (EMPTY)	N/A	A'III																	A'IV
AIR SPRING HEIGHT (FULL)	min 254 max 261	AIII		257	254	252	250	252		252	249	250	254	256					AIV
FLOOR COVERING HEIGHT	min 1096 max 1116	EIII																	EIV
AIR SPRING PRESSURE	≤ 0.3 (CiV - Ci)	CIII		2,87	2,87	2,86	2,89	2,93		2,56	2,61	2,64	2,73	2,77					CIv
PRIMARY SUSPENSION	SEE TABLE (ONLY REF)	D5																	D7
PRIMARY SUSPENSION	SEE TABLE (ONLY REF)	D6																	D8
PIVOT VERTICAL GAP	min 25 max 32	KIII																	KIV
PIVOT LATERAL STOP GAPS DIFFERENCE	≤ 4 (JiV - Ji)	JIII																	JiV
QTY OF TURNS OF LEVELLING ROD	N/A	XIII		1/2 P	1 P	1 1/2 P	1 P	1 P		1 P	1 P	1 1/2 P	1/2 P	1 P					XiV
SHIMS OF ANTI-ROLL BAR	N/A	YIII																	YiV

COMPARE EACH TENTATIVE WITH  
THE TOLERANCE AND IDENTIFY  
EACH MEASURE AS BELOW

GOOD LOWER HIGHER

✓ ↓ ↑

WEIGHT  
COMPENSATION

EQUIPMENT

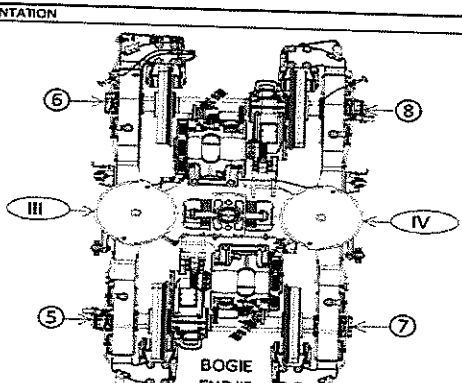
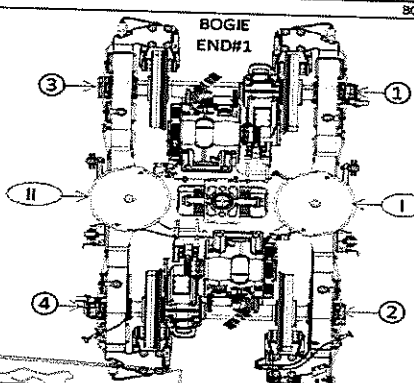
WEIGHT

EQUIPMENT

WEIGHT

SECONDARY MEASUREMENTS  
(ONLY TC CARS)AUTOMATIC COUPLER  
HEIGHT

ANTENNA HEIGHT



GIBELQ

2025-05-07

CONTROLLED COPY



# SELF INSPECTION INDUSTRIAL QUALITY

Rev:09

Date:

5/31/2022

Projet:  
PRASA

SI.FT1140.52

## DRAFT TO MEASUREMENTS DURING LEVELLING (ALL UNITS MUST BE IN mm/bar/kg)

		END#1														
		LEFT SIDE						RIGHT SIDE								
DESCRIPTION	TOLERANCE		6	5	4	3	2	1		1	2	3	4	5	6	
AIR SPRING HEIGHT (EMPTY)	N/A	A`II														A`I
AIR SPRING HEIGHT (FULL)	min 254 max 261	AII														A`I
FLOOR COVERING HEIGHT	min 1096 max 1116	EII														A`I
AIR SPRING PRESSURE	≤ 0.3 (Ci - Ci)	CII														E`I
PRIMARY SUSPENSION	SEE TABLE (ONLY REF)	D3														C`I
PRIMARY SUSPENSION	SEE TABLE (ONLY REF)	D4														D`1
PIVOT VERTICAL GAP	min 25 max 32	KII														D`2
PIVOT LATERAL STOP GAPS DIFFERENCE	≤ 4 (Ji - Ji)	JII														K`I
QTY OF TURNS OF LEVELLING ROD	N/A	XII														J`I
SHIMS OF ANTI-ROLL BAR	N/A	YII														X`I
DESCRIPTION	TOLERANCE		6	5	4	3	2	1		1	2	3	4	5	6	
AIR SPRING HEIGHT (EMPTY)	N/A	A`III														A`IV
AIR SPRING HEIGHT (FULL)	min 254 max 261	AIII														A`IV
FLOOR COVERING HEIGHT	min 1096 max 1116	EIII														E`IV
AIR SPRING PRESSURE	≤ 0.3 (CiV - Ci)	CIII														C`IV
PRIMARY SUSPENSION	SEE TABLE (ONLY REF)	D5														D`7
PRIMARY SUSPENSION	SEE TABLE (ONLY REF)	D6														D`8
PIVOT VERTICAL GAP	min 25 max 32	KIII														K`IV
PIVOT LATERAL STOP GAPS DIFFERENCE	≤ 4 (JiV - Ji)	JIII														J`IV
QTY OF TURNS OF LEVELLING ROD	N/A	XIII														X`IV
SHIMS OF ANTI-ROLL BAR	N/A	YIII														Y`IV

COMPARE EACH TENTATIVE WITH THE TOLERANCE AND IDENTIFY EACH MEASURE AS BELOW

GOOD

LOWER

HIGHER

✓

↓

↑

WEIGHT

COMPENSATION

EQUIPMENT

WEIGHT

EQUIPMENT


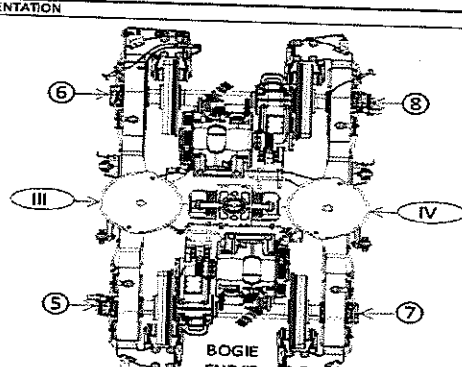
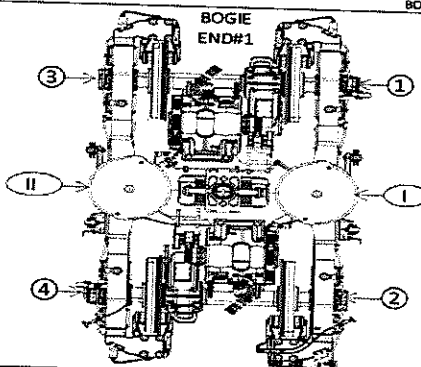
WEIGHT

SECONDARY MEASUREMENTS (ONLY TC CARS)

AUTOMATIC COUPLER

HEIGHT

ANTENNA HEIGHT





# SELF INSPECTION INDUSTRIAL QUALITY

Rev:09

Date:


5/31/2022

Projet:  
PRASA

SI.FT1140.52

Table 1 - Reference Values and Measurement Tolerances for the Car Levelling.

ITEM	THEORETICAL VALUES													
	TCL CAR		M4 CAR		M1 CAR		M2 CAR		M3 CAR		TCL CAR		TCL CAR	
	TBext	TBint	MB1	MB2	MB1	MB2	MB1	MB2	MB1	MB2	TBext	TBint	TBext	TBint
Pivot lateral stop gaps difference (mm)	Fig. 4													
Air Spring height (mm)														
Air spring pressure at AWO (bar)														
Primary Suspension gaps (mm)														
Carbody Floor height (mm)														
Bolster height (mm)														
Coupling End height (mm)														
Pivot Vertical gap (mm)														





# SELF INSPECTION INDUSTRIAL QUALITY

Rev:09

Date:

5/31/2022

Project:  
PRASA

SI.FT1140.52

Leveling report from Production (Final measurements after Levelling and Weighting fine)

References for secondary suspension empty

A'n Air spring height empty

References for secondary suspension full

An Air spring height

Bn Difference between measurement A'n and An

En Floor covering height

Cn Air spring pressure

Dn Primary suspension

Kn Pivot Vertical gap

Jn Pivot Lateral stop gaps difference

Item	Reference [mm]	END#1		END#2	
		Right Side	Left Side	Left Side	Right Side
A'n	N/A	A'i 234	A'v 233	A'ii 239	A'iv 241
An	254 to 261	Ai 255	Aii 256	Aiii 257	Aiv 258
Bn = An - A'n	N/A	Bi 21	Bii 23	Biii 18	Biv 17
En	1106 ±10 mm	Ei 1100	Eii 1106	Eiii 1112	Eiv 1111
Item	Reference [bar]	END#1		END#2	
		Right Side	Left Side	Left Side	Right Side
Cn	Table 02 (*)	Ci 3,46	Cii 3,59	Ciii 2,78	Civ 2,84
Cn - Cn+1	Difference ≤ 0,3	0,13		0,06	
Gauge serial number	N/A	G1B05873	G1B05873	G1B05873	G1B05873
Item	Reference [mm]	END#1		END#2	
		Right Side	Left Side	Left Side	Right Side
Dn	Table 01 (*)	D1 43,32	D3 43,34	D5 44,23	D8 44,91
		D2 44,24	D4 43,36	D6 44,29	D7 44,90
Kn	25 to 45	35,46		35,73	
Jn	Difference ≤ 4	Ji 25,50	Jii 25,65	Jiii 25,15	Jiv 26,16

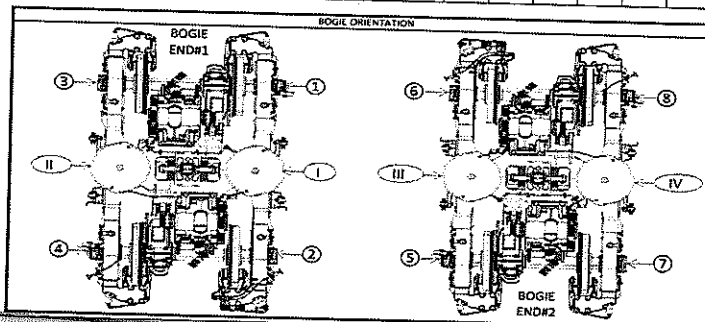
(\*) Reference, only include values, isn't approval criteria.

Table 01  
D Theoretical Values

	TC1		M4		M1		M2		M3		TC2	
	Tbex	TBin	Mb1	Mb1	Mb1	Mb2	Mb1	Mb1	Mb1	Mb1	Tbin	Tbex
D=	$95 \pm \frac{12}{5}$	$95 \pm \frac{12}{5}$	$35 \pm \frac{12}{5}$	$35 \pm \frac{12}{5}$	$35 \pm \frac{12}{5}$	$35 \pm \frac{12}{5}$	$35 \pm \frac{12}{5}$	$35 \pm \frac{12}{5}$	$35 \pm \frac{12}{5}$	$35 \pm \frac{12}{5}$	$35 \pm \frac{12}{5}$	$35 \pm \frac{12}{5}$

Table 02  
C Theoretical Values

	TC1		M4		M1		M2		M3		TC2	
	Tbex	TBin	Mb1	Mb1	Mb1	Mb2	Mb1	Mb1	Mb1	Mb1	Tbin	Tbex
C=	3.76	2.82	2.87	2.83	3.02	2.91	3.07	2.85	2.83	2.87	2.83	3.76



Weighting report from Test and Commissioning (Final measurements after Levelling and Weighting fine)

GIBELQ

2023-01-07

CONTROLLED COPY



[illegible]

Reception: +27 (0)10 600 0651

**SECRET**

PC09 WEIGHING REPORT

TC2	Balance across front and rear bogies	Front Bogie [Tons]	Rear Bogie [Tons]	Longitudinal Imbalance [%]	Criteria: Longitudinal Imbalance ≤ 10%
		18.57	15.57	8.79%	PASS
	Weight Measured vs Predicted	Weight Measured [Tons]	Weight Predicted [Tons]	Weight Difference [%]	Criteria: MinDiff:Max
		34.14	34.42	0.83%	1.62% PASS

[illegible]